



has successfully completed the
EGG FARMERS ROCKS & RINGS PROGRAM
 presented by **Curling Canada**

and in doing so has demonstrated Excellent Communication, Aptitude and Improvement in core Curling Skills.

OFFICIAL PROGRAM PARTNERS




rocksandrings.com

DRAW YOUR OWN CURLING STONE!


STEP 1

Draw the handle of the stone.



STEP 2

Draw the base of the handle.




STEP 3

Draw the body of the stone.



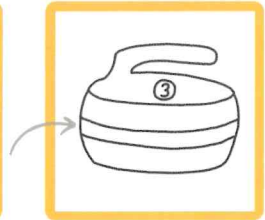
STEP 4

Add a number on the handle.



STEP 5

Add the "striking band" on the body.



GIVE YOUR STONE SOME COLOUR AND YOU'RE ALL DONE!

Parents, share your child's curling stone online using the hashtag **#rocksandrings**

Scan this QR Code to learn more about youth curling opportunities!



CURLING TRIVIA

- 1) What do you call the target rings in curling?
- 2) What is the middle of the target rings called?

Answers: 1) The House 2) The Button

Visit getcracking.ca/education for some egg-citing activities!