

HOW TO DRAW



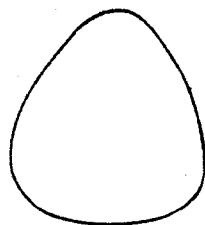
Hello! Join my friends and me as I teach you how to draw cartoons with these easy-step lessons.

Look at what you want to draw and notice what the basic shapes are. This is the first thing you draw. For example, the bear below is shaped sort of like an egg. Step by step, add smaller shapes until you have the main drawing completed. The last things you add are small details, like hair, eye-brows, expressions, clothing ... anything to make the drawing look the way you want.


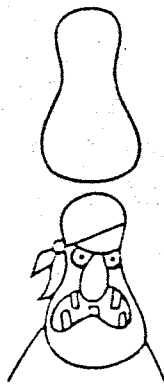
Oh, by the way, feel free to use color when you draw.

Sharpen your pencils, and have fun!



BOB WEBER JR.




HOW TO DRAW A BEAR




A PIRATE



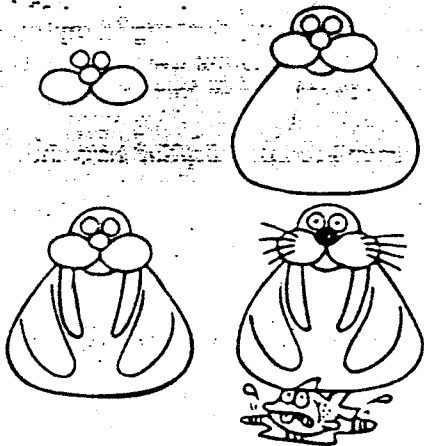
A MOUSE




A CHEF




A YAK




A WALRUS




A BEAVER




A NURSE




A PIRANHA




A FROG




A SKUNK




A MAILMAN




A PUPPY




A COWBOY




COUNT WEIRDLY




A HEN AND CHICK




A RABBIT




A KITTEN



A COW



AN ALLIGATOR



A TIGER

HOW TO DRAW




Hello again! I hope you had as much fun with Issue No. 1 as I had working on it. Here is a new bunch of drawings to keep your creative juices flowing and to improve your skills.

Remember that these easy-step lessons take you through the basic process of drawing. The first thing you draw is the basic shape. Then, step by step, you add smaller shapes until the main drawing is complete. Finally, add the small details, like hair, eyebrows, expressions, clothing ... anything to make the drawing look the way you want - your personal touch.


And be sure to color it in after you have finished the drawing.

Sharpen your pencils, and have fun!


Bob Weber Jr.




HOW TO DRAW A MONKEY




A DINOSAUR




A FIREMAN




A WAITRESS




A HUNGRY DOG




A GIRL IN THE RAIN



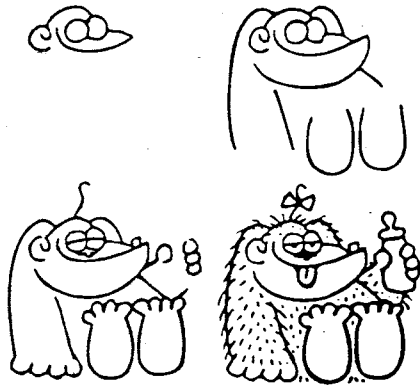
A "NO SCHOOL" DAY




A REINDEER




A BASEBALL PLAYER




A BABY GORILLA



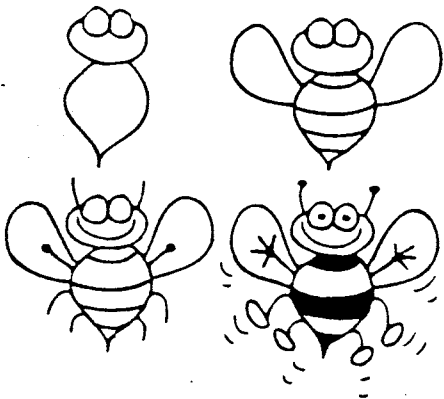
A PELICAN




A KANGAROO




A SAILOR



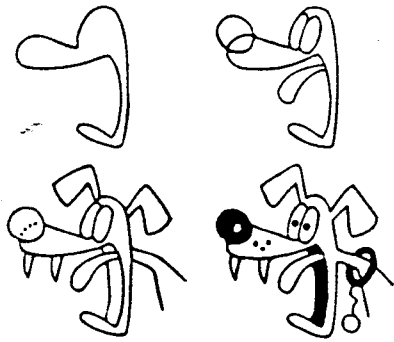
A BEE




AN ANTEATER



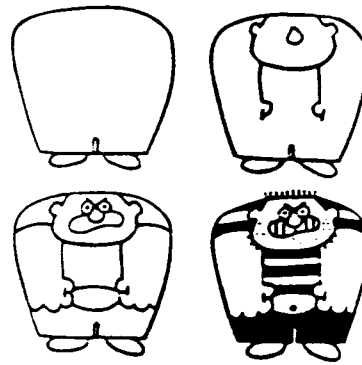
A CAT




A DOG




A DINOSAUR




A BULLY



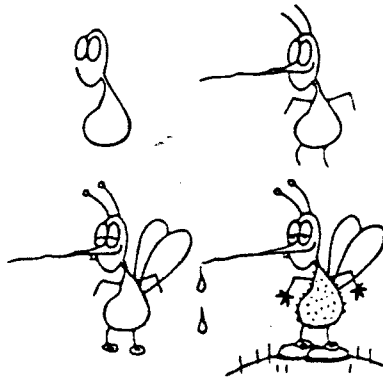
A POLAR BEAR




A RHINOCEROS




POPEYE




A MOSQUITO




A CREEPY CREATURE



A LOVE BUG



A COWBOY



A RABBIT




happy



angry



suspicious




scared


EXPRESSIONS




A PARROT




A MOTHER AND BABY DUCK




A LION




AN OWL




A SLEEPING MAN




A PAINTER




A BUG




A SHARK




A VULTURE




A SEA CAPTAIN



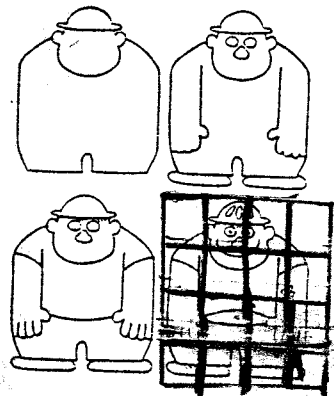
A BABY ELEPHANT




A MONSTER



A ROOSTER




A CONSTRUCTION WORKER



PINK PIGGLY




A LADY




A WOLF


Bob Weber Jr.'s How to Draw, Issue No. 2, copyright 1994 King Features Syndicate. All Rights Reserved. Copies of How to Draw, Issue No. 1, are still available. Send \$3.00 per issue to Weber/Draw No. 1, P.O. Box 5609, Riverton, NJ 08077-5609. Please write to Mr. Weber at that address also.




A RACCOON




A BABY DUCK




A BOAT




A BOY GOING FISHING



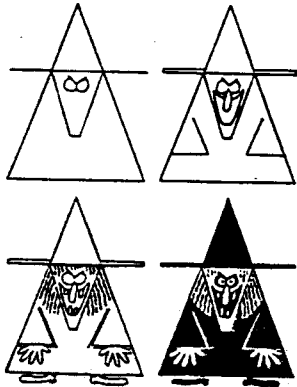
AN APE




A BABY HIPPO




A CRAB




A WITCH




A MOTHER AND BABY PANDA



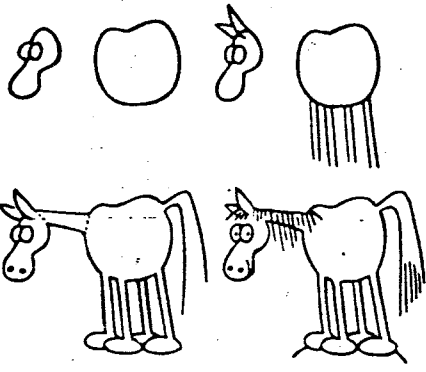
A CREEPY CREATURE




A BAT




AN OPOSSUM




A HORSE



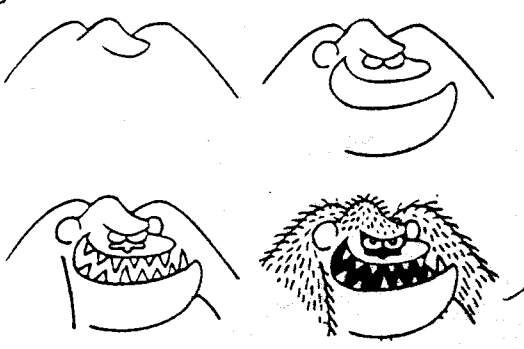
A COWGIRL




SWEET HEARTS




A FROG




A GORILLA




A SPIDER




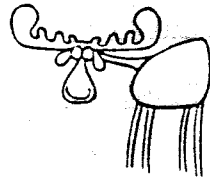

A CLOWN







A BULLDOG




A RAT



A MOOSE



A HUNGRY BABY



A TURTLE