


Dear Parent or Guardian:

Your child has access to award-winning digital resources through Kids A-Z, Learning A-Z's website created for students. After your child logs in, each website your child's teacher has subscribed to is shown. Your child can work on assignments or select other resources for reading and writing practice.

### Website Resources for Your Student


	eBooks and eQuizzes at just-right reading levels (In English and Spanish)*
---	--


\* Access resources on mobile devices by downloading the Kids A-Z app from the app store. Data rates may apply.

### Kids A-Z Login Instructions

Step 1: Go to [www.kidsa-z.com](http://www.kidsa-z.com)

Step 2: Enter or choose the teacher's username, kdicecca

Step 3: Your child finds his or her username on the class chart,  Bilall

Step 4: Your child enters his or her password, 

### How to Register for and Receive Progress Reports

If you would like to receive activity and progress reports for your child and send him or her messages, you can register for parent access from your child's teacher. Once the teacher approves access, you can view reports and send your child messages by clicking on the parent link at the top of the screen at [www.kidsa-z.com](http://www.kidsa-z.com). Here are the three options for requesting access:

- After your child logs in, click on the green parent button at the top right of the screen and enter your email address.
- Send your email address(es) to your child's teacher at [kdicecca@hwdsb.on.ca](mailto:kdicecca@hwdsb.on.ca)
- Clip and fill out the form below and return it to your child's teacher.

TEACHER NAME: kdicecca

STUDENT NAME: Bilall

PARENT E-MAIL ADDRESS(ES): \_\_\_\_\_


SIGNATURE: \_\_\_\_\_ DATE: \_\_\_\_\_



Dear Parent or Guardian:

Your child has access to award-winning digital resources through Kids A-Z, Learning A-Z's website created for students. After your child logs in, each website your child's teacher has subscribed to is shown. Your child can work on assignments or select other resources for reading and writing practice.

### Website Resources for Your Student

	eBooks and eQuizzes at just-right reading levels (In English and Spanish)*
---	--


\* Access resources on mobile devices by downloading the Kids A-Z app from the app store. Data rates may apply.

### Kids A-Z Login Instructions

Step 1: Go to [www.kidsa-z.com](http://www.kidsa-z.com)

Step 2: Enter or choose the teacher's username, kdicecca

Step 3: Your child finds his or her username on the class chart,  Esat

Step 4: Your child enters his or her password, 

### How to Register for and Receive Progress Reports

If you would like to receive activity and progress reports for your child and send him or her messages, you can register for parent access from your child's teacher. Once the teacher approves access, you can view reports and send your child messages by clicking on the parent link at the top of the screen at [www.kidsa-z.com](http://www.kidsa-z.com). Here are the three options for requesting access:

- After your child logs in, click on the green parent button at the top right of the screen and enter your email address.
- Send your email address(es) to your child's teacher at [kdicecca@hwdsb.on.ca](mailto:kdicecca@hwdsb.on.ca)
- Clip and fill out the form below and return it to your child's teacher.

TEACHER NAME: kdicecca

STUDENT NAME: Esat

PARENT E-MAIL ADDRESS(ES): \_\_\_\_\_

SIGNATURE: \_\_\_\_\_ DATE: \_\_\_\_\_




Evelyn

Dear Parent or Guardian:

Your child has access to award-winning digital resources through Kids A-Z, Learning A-Z's website created for students. After your child logs in, each website your child's teacher has subscribed to is shown. Your child can work on assignments or select other resources for reading and writing practice.

## Website Resources for Your Student


	eBooks and eQuizzes at just-right reading levels (In English and Spanish)*
---	--


\* Access resources on mobile devices by downloading the Kids A-Z app from the app store. Data rates may apply.

## Kids A-Z Login Instructions

Step 1: Go to [www.kidsa-z.com](http://www.kidsa-z.com)

Step 2: Enter or choose the teacher's username, kdicecca

Step 3: Your child finds his or her username on the class chart,  Evelyn

Step 4: Your child enters his or her password, 

## How to Register for and Receive Progress Reports

If you would like to receive activity and progress reports for your child and send him or her messages, you can register for parent access from your child's teacher. Once the teacher approves access, you can view reports and send your child messages by clicking on the parent link at the top of the screen at [www.kidsa-z.com](http://www.kidsa-z.com). Here are the three options for requesting access:

- After your child logs in, click on the green parent button at the top right of the screen and enter your email address.
- Send your email address(es) to your child's teacher at [kdicecca@hwdsb.on.ca](mailto:kdicecca@hwdsb.on.ca)
- Clip and fill out the form below and return it to your child's teacher.

TEACHER NAME: kdicecca

STUDENT NAME: Evelyn

PARENT E-MAIL ADDRESS(ES): \_\_\_\_\_

SIGNATURE: \_\_\_\_\_ DATE: \_\_\_\_\_




Hunter

Dear Parent or Guardian:

Your child has access to award-winning digital resources through Kids A-Z, Learning A-Z's website created for students. After your child logs in, each website your child's teacher has subscribed to is shown. Your child can work on assignments or select other resources for reading and writing practice.

## Website Resources for Your Student


	eBooks and eQuizzes at just-right reading levels (In English and Spanish)*
---	--


\* Access resources on mobile devices by downloading the Kids A-Z app from the app store. Data rates may apply.

## Kids A-Z Login Instructions

Step 1: Go to [www.kidsa-z.com](http://www.kidsa-z.com)

Step 2: Enter or choose the teacher's username, kdicecca

Step 3: Your child finds his or her username on the class chart,  Hunter

Step 4: Your child enters his or her password, 

## How to Register for and Receive Progress Reports

If you would like to receive activity and progress reports for your child and send him or her messages, you can register for parent access from your child's teacher. Once the teacher approves access, you can view reports and send your child messages by clicking on the parent link at the top of the screen at [www.kidsa-z.com](http://www.kidsa-z.com). Here are the three options for requesting access:

- After your child logs in, click on the green parent button at the top right of the screen and enter your email address.
- Send your email address(es) to your child's teacher at [kdicecca@hwdsb.on.ca](mailto:kdicecca@hwdsb.on.ca)
- Clip and fill out the form below and return it to your child's teacher.

TEACHER NAME: kdicecca

STUDENT NAME: Hunter

PARENT E-MAIL ADDRESS(ES): \_\_\_\_\_


SIGNATURE: \_\_\_\_\_ DATE: \_\_\_\_\_



Dear Parent or Guardian:

Your child has access to award-winning digital resources through Kids A-Z, Learning A-Z's website created for students. After your child logs in, each website your child's teacher has subscribed to is shown. Your child can work on assignments or select other resources for reading and writing practice.

### Website Resources for Your Student


	eBooks and eQuizzes at just-right reading levels (In English and Spanish)*
---	--


\* Access resources on mobile devices by downloading the Kids A-Z app from the app store. Data rates may apply.

### Kids A-Z Login Instructions

Step 1: Go to [www.kidsa-z.com](http://www.kidsa-z.com)

Step 2: Enter or choose the teacher's username, kdicecca

Step 3: Your child finds his or her username on the class chart,  Ivy

Step 4: Your child enters his or her password, 

### How to Register for and Receive Progress Reports

If you would like to receive activity and progress reports for your child and send him or her messages, you can register for parent access from your child's teacher. Once the teacher approves access, you can view reports and send your child messages by clicking on the parent link at the top of the screen at [www.kidsa-z.com](http://www.kidsa-z.com). Here are the three options for requesting access:

- After your child logs in, click on the green parent button at the top right of the screen and enter your email address.
- Send your email address(es) to your child's teacher at [kdicecca@hwdsb.on.ca](mailto:kdicecca@hwdsb.on.ca)
- Clip and fill out the form below and return it to your child's teacher.

TEACHER NAME: kdicecca

STUDENT NAME: Ivy

PARENT E-MAIL ADDRESS(ES): \_\_\_\_\_


SIGNATURE: \_\_\_\_\_ DATE: \_\_\_\_\_



Dear Parent or Guardian:

Your child has access to award-winning digital resources through Kids A-Z, Learning A-Z's website created for students. After your child logs in, each website your child's teacher has subscribed to is shown. Your child can work on assignments or select other resources for reading and writing practice.

### Website Resources for Your Student


	eBooks and eQuizzes at just-right reading levels (In English and Spanish)*
---	--


\* Access resources on mobile devices by downloading the Kids A-Z app from the app store. Data rates may apply.

### Kids A-Z Login Instructions

Step 1: Go to [www.kidsa-z.com](http://www.kidsa-z.com)

Step 2: Enter or choose the teacher's username, kdicecca

Step 3: Your child finds his or her username on the class chart,  Jaxson

Step 4: Your child enters his or her password, 

### How to Register for and Receive Progress Reports

If you would like to receive activity and progress reports for your child and send him or her messages, you can register for parent access from your child's teacher. Once the teacher approves access, you can view reports and send your child messages by clicking on the parent link at the top of the screen at [www.kidsa-z.com](http://www.kidsa-z.com). Here are the three options for requesting access:

- After your child logs in, click on the green parent button at the top right of the screen and enter your email address.
- Send your email address(es) to your child's teacher at [kdicecca@hwdsb.on.ca](mailto:kdicecca@hwdsb.on.ca)
- Clip and fill out the form below and return it to your child's teacher.

TEACHER NAME: kdicecca

STUDENT NAME: Jaxson

PARENT E-MAIL ADDRESS(ES): \_\_\_\_\_


SIGNATURE: \_\_\_\_\_ DATE: \_\_\_\_\_



Dear Parent or Guardian:

Your child has access to award-winning digital resources through Kids A-Z, Learning A-Z's website created for students. After your child logs in, each website your child's teacher has subscribed to is shown. Your child can work on assignments or select other resources for reading and writing practice.

### Website Resources for Your Student


	eBooks and eQuizzes at just-right reading levels (In English and Spanish)*
---	--


\* Access resources on mobile devices by downloading the Kids A-Z app from the app store. Data rates may apply.

### Kids A-Z Login Instructions

Step 1: Go to [www.kidsa-z.com](http://www.kidsa-z.com)

Step 2: Enter or choose the teacher's username, kdicecca

Step 3: Your child finds his or her username on the class chart,  Joshua

Step 4: Your child enters his or her password, 

### How to Register for and Receive Progress Reports

If you would like to receive activity and progress reports for your child and send him or her messages, you can register for parent access from your child's teacher. Once the teacher approves access, you can view reports and send your child messages by clicking on the parent link at the top of the screen at [www.kidsa-z.com](http://www.kidsa-z.com). Here are the three options for requesting access:

- After your child logs in, click on the green parent button at the top right of the screen and enter your email address.
- Send your email address(es) to your child's teacher at [kdicecca@hwdsb.on.ca](mailto:kdicecca@hwdsb.on.ca)
- Clip and fill out the form below and return it to your child's teacher.

TEACHER NAME: kdicecca

STUDENT NAME: Joshua

PARENT E-MAIL ADDRESS(ES): \_\_\_\_\_


SIGNATURE: \_\_\_\_\_ DATE: \_\_\_\_\_



Dear Parent or Guardian:

Your child has access to award-winning digital resources through Kids A-Z, Learning A-Z's website created for students. After your child logs in, each website your child's teacher has subscribed to is shown. Your child can work on assignments or select other resources for reading and writing practice.

### Website Resources for Your Student


	eBooks and eQuizzes at just-right reading levels (In English and Spanish)*
---	--


\* Access resources on mobile devices by downloading the Kids A-Z app from the app store. Data rates may apply.

### Kids A-Z Login Instructions

Step 1: Go to [www.kidsa-z.com](http://www.kidsa-z.com)

Step 2: Enter or choose the teacher's username, kdicecca

Step 3: Your child finds his or her username on the class chart,  JT

Step 4: Your child enters his or her password, 

### How to Register for and Receive Progress Reports

If you would like to receive activity and progress reports for your child and send him or her messages, you can register for parent access from your child's teacher. Once the teacher approves access, you can view reports and send your child messages by clicking on the parent link at the top of the screen at [www.kidsa-z.com](http://www.kidsa-z.com). Here are the three options for requesting access:

- After your child logs in, click on the green parent button at the top right of the screen and enter your email address.
- Send your email address(es) to your child's teacher at [kdicecca@hwdsb.on.ca](mailto:kdicecca@hwdsb.on.ca)
- Clip and fill out the form below and return it to your child's teacher.

TEACHER NAME: kdicecca

STUDENT NAME: JT

PARENT E-MAIL ADDRESS(ES): \_\_\_\_\_


SIGNATURE: \_\_\_\_\_ DATE: \_\_\_\_\_



Dear Parent or Guardian:

Your child has access to award-winning digital resources through Kids A-Z, Learning A-Z's website created for students. After your child logs in, each website your child's teacher has subscribed to is shown. Your child can work on assignments or select other resources for reading and writing practice.

### Website Resources for Your Student


	eBooks and eQuizzes at just-right reading levels (In English and Spanish)*
---	--


\* Access resources on mobile devices by downloading the Kids A-Z app from the app store. Data rates may apply.

### Kids A-Z Login Instructions

Step 1: Go to [www.kidsa-z.com](http://www.kidsa-z.com)

Step 2: Enter or choose the teacher's username, kdicecca

Step 3: Your child finds his or her username on the class chart,  Kady

Step 4: Your child enters his or her password, 

### How to Register for and Receive Progress Reports

If you would like to receive activity and progress reports for your child and send him or her messages, you can register for parent access from your child's teacher. Once the teacher approves access, you can view reports and send your child messages by clicking on the parent link at the top of the screen at [www.kidsa-z.com](http://www.kidsa-z.com). Here are the three options for requesting access:

- After your child logs in, click on the green parent button at the top right of the screen and enter your email address.
- Send your email address(es) to your child's teacher at [kdicecca@hwdsb.on.ca](mailto:kdicecca@hwdsb.on.ca)
- Clip and fill out the form below and return it to your child's teacher.

TEACHER NAME: kdicecca

STUDENT NAME: Kady

PARENT E-MAIL ADDRESS(ES): \_\_\_\_\_


SIGNATURE: \_\_\_\_\_ DATE: \_\_\_\_\_



Dear Parent or Guardian:

Your child has access to award-winning digital resources through Kids A-Z, Learning A-Z's website created for students. After your child logs in, each website your child's teacher has subscribed to is shown. Your child can work on assignments or select other resources for reading and writing practice.

### Website Resources for Your Student


	eBooks and eQuizzes at just-right reading levels (In English and Spanish)*
---	--


\* Access resources on mobile devices by downloading the Kids A-Z app from the app store. Data rates may apply.

### Kids A-Z Login Instructions

Step 1: Go to [www.kidsa-z.com](http://www.kidsa-z.com)

Step 2: Enter or choose the teacher's username, kdicecca

Step 3: Your child finds his or her username on the class chart,  Kismat

Step 4: Your child enters his or her password, 

### How to Register for and Receive Progress Reports

If you would like to receive activity and progress reports for your child and send him or her messages, you can register for parent access from your child's teacher. Once the teacher approves access, you can view reports and send your child messages by clicking on the parent link at the top of the screen at [www.kidsa-z.com](http://www.kidsa-z.com). Here are the three options for requesting access:

- After your child logs in, click on the green parent button at the top right of the screen and enter your email address.
- Send your email address(es) to your child's teacher at [kdicecca@hwdsb.on.ca](mailto:kdicecca@hwdsb.on.ca)
- Clip and fill out the form below and return it to your child's teacher.

TEACHER NAME: kdicecca

STUDENT NAME: Kismat

PARENT E-MAIL ADDRESS(ES): \_\_\_\_\_


SIGNATURE: \_\_\_\_\_ DATE: \_\_\_\_\_



Dear Parent or Guardian:

Your child has access to award-winning digital resources through Kids A-Z, Learning A-Z's website created for students. After your child logs in, each website your child's teacher has subscribed to is shown. Your child can work on assignments or select other resources for reading and writing practice.

### Website Resources for Your Student


	eBooks and eQuizzes at just-right reading levels (In English and Spanish)*
---	--


\* Access resources on mobile devices by downloading the Kids A-Z app from the app store. Data rates may apply.

### Kids A-Z Login Instructions

Step 1: Go to [www.kidsa-z.com](http://www.kidsa-z.com)

Step 2: Enter or choose the teacher's username, kdicecca

Step 3: Your child finds his or her username on the class chart,  Naomi

Step 4: Your child enters his or her password, 

### How to Register for and Receive Progress Reports

If you would like to receive activity and progress reports for your child and send him or her messages, you can register for parent access from your child's teacher. Once the teacher approves access, you can view reports and send your child messages by clicking on the parent link at the top of the screen at [www.kidsa-z.com](http://www.kidsa-z.com). Here are the three options for requesting access:

- After your child logs in, click on the green parent button at the top right of the screen and enter your email address.
- Send your email address(es) to your child's teacher at [kdicecca@hwdsb.on.ca](mailto:kdicecca@hwdsb.on.ca)
- Clip and fill out the form below and return it to your child's teacher.

TEACHER NAME: kdicecca

STUDENT NAME: Naomi

PARENT E-MAIL ADDRESS(ES): \_\_\_\_\_

SIGNATURE: \_\_\_\_\_ DATE: \_\_\_\_\_




Nathaniel

Dear Parent or Guardian:

Your child has access to award-winning digital resources through Kids A-Z, Learning A-Z's website created for students. After your child logs in, each website your child's teacher has subscribed to is shown. Your child can work on assignments or select other resources for reading and writing practice.

## Website Resources for Your Student


	eBooks and eQuizzes at just-right reading levels (In English and Spanish)*
---	--


\* Access resources on mobile devices by downloading the Kids A-Z app from the app store. Data rates may apply.

## Kids A-Z Login Instructions

Step 1: Go to [www.kidsa-z.com](http://www.kidsa-z.com)

Step 2: Enter or choose the teacher's username, kdicecca

Step 3: Your child finds his or her username on the class chart,  Nathaniel

Step 4: Your child enters his or her password, 

## How to Register for and Receive Progress Reports

If you would like to receive activity and progress reports for your child and send him or her messages, you can register for parent access from your child's teacher. Once the teacher approves access, you can view reports and send your child messages by clicking on the parent link at the top of the screen at [www.kidsa-z.com](http://www.kidsa-z.com). Here are the three options for requesting access:

- After your child logs in, click on the green parent button at the top right of the screen and enter your email address.
- Send your email address(es) to your child's teacher at [kdicecca@hwdsb.on.ca](mailto:kdicecca@hwdsb.on.ca)
- Clip and fill out the form below and return it to your child's teacher.

TEACHER NAME: kdicecca

STUDENT NAME: Nathaniel

PARENT E-MAIL ADDRESS(ES): \_\_\_\_\_


SIGNATURE: \_\_\_\_\_ DATE: \_\_\_\_\_



Dear Parent or Guardian:

Your child has access to award-winning digital resources through Kids A-Z, Learning A-Z's website created for students. After your child logs in, each website your child's teacher has subscribed to is shown. Your child can work on assignments or select other resources for reading and writing practice.

### Website Resources for Your Student

	eBooks and eQuizzes at just-right reading levels (In English and Spanish)*
---	--


\* Access resources on mobile devices by downloading the Kids A-Z app from the app store. Data rates may apply.

### Kids A-Z Login Instructions

Step 1: Go to [www.kidsa-z.com](http://www.kidsa-z.com)

Step 2: Enter or choose the teacher's username, kdicecca

Step 3: Your child finds his or her username on the class chart,  Nile

Step 4: Your child enters his or her password, 

### How to Register for and Receive Progress Reports

If you would like to receive activity and progress reports for your child and send him or her messages, you can register for parent access from your child's teacher. Once the teacher approves access, you can view reports and send your child messages by clicking on the parent link at the top of the screen at [www.kidsa-z.com](http://www.kidsa-z.com). Here are the three options for requesting access:

- After your child logs in, click on the green parent button at the top right of the screen and enter your email address.
- Send your email address(es) to your child's teacher at [kdicecca@hwdsb.on.ca](mailto:kdicecca@hwdsb.on.ca)
- Clip and fill out the form below and return it to your child's teacher.

TEACHER NAME: kdicecca

STUDENT NAME: Nile

PARENT E-MAIL ADDRESS(ES): \_\_\_\_\_


SIGNATURE: \_\_\_\_\_ DATE: \_\_\_\_\_



Dear Parent or Guardian:

Your child has access to award-winning digital resources through Kids A-Z, Learning A-Z's website created for students. After your child logs in, each website your child's teacher has subscribed to is shown. Your child can work on assignments or select other resources for reading and writing practice.

### Website Resources for Your Student


	eBooks and eQuizzes at just-right reading levels (In English and Spanish)*
---	--


\* Access resources on mobile devices by downloading the Kids A-Z app from the app store. Data rates may apply.

### Kids A-Z Login Instructions

Step 1: Go to [www.kidsa-z.com](http://www.kidsa-z.com)

Step 2: Enter or choose the teacher's username, kdicecca

Step 3: Your child finds his or her username on the class chart,  Odelia

Step 4: Your child enters his or her password, 

### How to Register for and Receive Progress Reports

If you would like to receive activity and progress reports for your child and send him or her messages, you can register for parent access from your child's teacher. Once the teacher approves access, you can view reports and send your child messages by clicking on the parent link at the top of the screen at [www.kidsa-z.com](http://www.kidsa-z.com). Here are the three options for requesting access:

- After your child logs in, click on the green parent button at the top right of the screen and enter your email address.
- Send your email address(es) to your child's teacher at [kdicecca@hwdsb.on.ca](mailto:kdicecca@hwdsb.on.ca)
- Clip and fill out the form below and return it to your child's teacher.

TEACHER NAME: kdicecca

STUDENT NAME: Odelia

PARENT E-MAIL ADDRESS(ES): \_\_\_\_\_


SIGNATURE: \_\_\_\_\_ DATE: \_\_\_\_\_



Dear Parent or Guardian:

Your child has access to award-winning digital resources through Kids A-Z, Learning A-Z's website created for students. After your child logs in, each website your child's teacher has subscribed to is shown. Your child can work on assignments or select other resources for reading and writing practice.

### Website Resources for Your Student


	eBooks and eQuizzes at just-right reading levels (In English and Spanish)*
---	--


\* Access resources on mobile devices by downloading the Kids A-Z app from the app store. Data rates may apply.

### Kids A-Z Login Instructions

Step 1: Go to [www.kidsa-z.com](http://www.kidsa-z.com)

Step 2: Enter or choose the teacher's username, kdicecca

Step 3: Your child finds his or her username on the class chart,  Rumaysa

Step 4: Your child enters his or her password, 

### How to Register for and Receive Progress Reports

If you would like to receive activity and progress reports for your child and send him or her messages, you can register for parent access from your child's teacher. Once the teacher approves access, you can view reports and send your child messages by clicking on the parent link at the top of the screen at [www.kidsa-z.com](http://www.kidsa-z.com). Here are the three options for requesting access:

- After your child logs in, click on the green parent button at the top right of the screen and enter your email address.
- Send your email address(es) to your child's teacher at [kdicecca@hwdsb.on.ca](mailto:kdicecca@hwdsb.on.ca)
- Clip and fill out the form below and return it to your child's teacher.

TEACHER NAME: kdicecca

STUDENT NAME: Rumaysa

PARENT E-MAIL ADDRESS(ES): \_\_\_\_\_


SIGNATURE: \_\_\_\_\_ DATE: \_\_\_\_\_



Dear Parent or Guardian:

Your child has access to award-winning digital resources through Kids A-Z, Learning A-Z's website created for students. After your child logs in, each website your child's teacher has subscribed to is shown. Your child can work on assignments or select other resources for reading and writing practice.

### Website Resources for Your Student


	eBooks and eQuizzes at just-right reading levels (In English and Spanish)*
---	--


\* Access resources on mobile devices by downloading the Kids A-Z app from the app store. Data rates may apply.

### Kids A-Z Login Instructions

Step 1: Go to [www.kidsa-z.com](http://www.kidsa-z.com)

Step 2: Enter or choose the teacher's username, kdicecca

Step 3: Your child finds his or her username on the class chart,  Sabiilat

Step 4: Your child enters his or her password, 

### How to Register for and Receive Progress Reports

If you would like to receive activity and progress reports for your child and send him or her messages, you can register for parent access from your child's teacher. Once the teacher approves access, you can view reports and send your child messages by clicking on the parent link at the top of the screen at [www.kidsa-z.com](http://www.kidsa-z.com). Here are the three options for requesting access:

- After your child logs in, click on the green parent button at the top right of the screen and enter your email address.
- Send your email address(es) to your child's teacher at [kdicecca@hwdsb.on.ca](mailto:kdicecca@hwdsb.on.ca)
- Clip and fill out the form below and return it to your child's teacher.

TEACHER NAME: kdicecca

STUDENT NAME: Sabiilat

PARENT E-MAIL ADDRESS(ES): \_\_\_\_\_


SIGNATURE: \_\_\_\_\_ DATE: \_\_\_\_\_



Dear Parent or Guardian:

Your child has access to award-winning digital resources through Kids A-Z, Learning A-Z's website created for students. After your child logs in, each website your child's teacher has subscribed to is shown. Your child can work on assignments or select other resources for reading and writing practice.

### Website Resources for Your Student


	eBooks and eQuizzes at just-right reading levels (In English and Spanish)*
---	--


\* Access resources on mobile devices by downloading the Kids A-Z app from the app store. Data rates may apply.

### Kids A-Z Login Instructions

Step 1: Go to [www.kidsa-z.com](http://www.kidsa-z.com)

Step 2: Enter or choose the teacher's username, kdicecca

Step 3: Your child finds his or her username on the class chart,  Sadie

Step 4: Your child enters his or her password, 

### How to Register for and Receive Progress Reports

If you would like to receive activity and progress reports for your child and send him or her messages, you can register for parent access from your child's teacher. Once the teacher approves access, you can view reports and send your child messages by clicking on the parent link at the top of the screen at [www.kidsa-z.com](http://www.kidsa-z.com). Here are the three options for requesting access:

- After your child logs in, click on the green parent button at the top right of the screen and enter your email address.
- Send your email address(es) to your child's teacher at [kdicecca@hwdsb.on.ca](mailto:kdicecca@hwdsb.on.ca)
- Clip and fill out the form below and return it to your child's teacher.

TEACHER NAME: kdicecca

STUDENT NAME: Sadie

PARENT E-MAIL ADDRESS(ES): \_\_\_\_\_


SIGNATURE: \_\_\_\_\_ DATE: \_\_\_\_\_



Dear Parent or Guardian:

Your child has access to award-winning digital resources through Kids A-Z, Learning A-Z's website created for students. After your child logs in, each website your child's teacher has subscribed to is shown. Your child can work on assignments or select other resources for reading and writing practice.

### Website Resources for Your Student

	eBooks and eQuizzes at just-right reading levels (In English and Spanish)*
---	--


\* Access resources on mobile devices by downloading the Kids A-Z app from the app store. Data rates may apply.

### Kids A-Z Login Instructions

Step 1: Go to [www.kidsa-z.com](http://www.kidsa-z.com)

Step 2: Enter or choose the teacher's username, kdicecca

Step 3: Your child finds his or her username on the class chart,  Slater

Step 4: Your child enters his or her password, 

### How to Register for and Receive Progress Reports

If you would like to receive activity and progress reports for your child and send him or her messages, you can register for parent access from your child's teacher. Once the teacher approves access, you can view reports and send your child messages by clicking on the parent link at the top of the screen at [www.kidsa-z.com](http://www.kidsa-z.com). Here are the three options for requesting access:

- After your child logs in, click on the green parent button at the top right of the screen and enter your email address.
- Send your email address(es) to your child's teacher at [kdicecca@hwdsb.on.ca](mailto:kdicecca@hwdsb.on.ca)
- Clip and fill out the form below and return it to your child's teacher.

TEACHER NAME: kdicecca

STUDENT NAME: Slater

PARENT E-MAIL ADDRESS(ES): \_\_\_\_\_


SIGNATURE: \_\_\_\_\_ DATE: \_\_\_\_\_



Dear Parent or Guardian:

Your child has access to award-winning digital resources through Kids A-Z, Learning A-Z's website created for students. After your child logs in, each website your child's teacher has subscribed to is shown. Your child can work on assignments or select other resources for reading and writing practice.

### Website Resources for Your Student


	eBooks and eQuizzes at just-right reading levels (In English and Spanish)*
---	--


\* Access resources on mobile devices by downloading the Kids A-Z app from the app store. Data rates may apply.

### Kids A-Z Login Instructions

Step 1: Go to [www.kidsa-z.com](http://www.kidsa-z.com)

Step 2: Enter or choose the teacher's username, kdicecca

Step 3: Your child finds his or her username on the class chart,  Zachary

Step 4: Your child enters his or her password, 

### How to Register for and Receive Progress Reports

If you would like to receive activity and progress reports for your child and send him or her messages, you can register for parent access from your child's teacher. Once the teacher approves access, you can view reports and send your child messages by clicking on the parent link at the top of the screen at [www.kidsa-z.com](http://www.kidsa-z.com). Here are the three options for requesting access:

- After your child logs in, click on the green parent button at the top right of the screen and enter your email address.
- Send your email address(es) to your child's teacher at [kdicecca@hwdsb.on.ca](mailto:kdicecca@hwdsb.on.ca)
- Clip and fill out the form below and return it to your child's teacher.

TEACHER NAME: kdicecca

STUDENT NAME: Zachary

PARENT E-MAIL ADDRESS(ES): \_\_\_\_\_

SIGNATURE: \_\_\_\_\_ DATE: \_\_\_\_\_



