


Structure Blue Print

Think of the structure that you want to build knowing your materials, and draw a blueprint. Label the materials your using!

Structure Name:

A large, empty rectangular box with a thin black border, intended for drawing a blueprint of a structure.

Structures Project

Answer the questions down below in full sentences.

1) The materials that I plan to use are;

2) What will you do to make your structure strong and stable?

3) What is the purpose of your structure? (The name and what it is used for)

4) What would you do differently if you were to build your structure again?

5) Did your structure fall? Explain why it may have fallen. If it did not fall, explain why it did not fall.

6) Can structures made by humans help or ruin the environment? Explain why.

SUCCESS CRITERIA CHECKLIST

Check mark the boxes as you finish each task in your project

☐

I researched a structure & wrote down information about it

☐

I answered every question in full sentences

☐

I have drawn my blue print with labels (Materials)

☐

My structure is at least 15 cm high

☐

I tested my structure on the earthquake table

☐

I made adjustments to my structure as I went along

☐

I made neat and detailed decorations for my structure

☐

I filled out my self-assessment sheet


☐

☐

Name: _____ Date: _____

RIDE RESEARCH

Carnival Ride name: _____



Draw your ride here

Simple Machines used:

How does this ride work?: _____

Why did you choose this ride?: _____

Carnival Ride Blueprint

Think of the carnival ride that you want to build! Label the materials and simple machines you plan to use!!

Ride Name:

Carnival-ride Project

Answer the questions down below in full sentences.

1) What materials did you use for your carnival ride?

2) What simple machines did you include? What do these simple machines do in your carnival ride?

3) Challenges & problems I had:

4) How I solved my problems:

5) What would you do differently if you were to build your carnival ride again?

SUCCESS CRITERIA CHECKLIST

Check mark the boxes as you finish each task in your project

☐

I researched carnival rides to help with my project

☐

I answered every question in full sentences

☐

I have drawn my blue print with labels (simple machines)

☐

My carnival ride has 2 simple machines

☐

I tested my carnival ride to see if it works

☐

I made adjustments to my ride as I went along

☐

I made neat and detailed decorations for my carnival ride

☐

I filled out my self-assessment sheet




☐

☐

Name:

MY SELF-ASSESSMENT

Read each statement below. Place a check mark in the box that best matches.

| |  |  |  |
|--|---|---|---|
| I worked hard (tried my best) | | | |
| I completed my tasks | | | |
| I managed my time well | | | |
| I used my materials responsibly | | | |
| I listened to feedback from others and adjusted my carnival ride based on their comments | | | |
| I worked through challenges without giving up | | | |