


# Mailbox Word Families

## Kindergarten Activity




Thank you for downloading this free printable from  
Totschooling!




For questions, comments or requests please email  
[miniaturemasterminds@gmail.com](mailto:miniaturemasterminds@gmail.com)



[Miniaturemasterminds.com](http://Miniaturemasterminds.com)



# Mailbox Word Families



## Instructions for Mailbox:

Step one: Print each page.

Step two: Cut out along the dotted lines.

Step three: Fold at the black lines.



Step four: Add glue to A tab.

Step five: Form a dome and glue A tab to the inside of the base.



Step six: Add glue to B, C, and D tabs.

Step seven: Glue B, C, and D tabs inside the dome.




From: Me



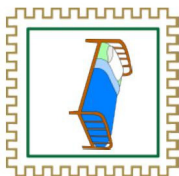
Dear: pot

From: Me



Dear: dot

From: Me



Dear: cot

From: Me



Dear: hot

Place glue here

Tab A

The -ot Family



A

B

C

D

A

Place glue here D

C

Place glue here B



From: Me

Dear: pig



From: Me

Dear: fig



From: Me

Dear: wig



From: Me

Dear: twig

The -ig Family



Place glue here Tab A


A

B

C

D

From: Me



Dear: man

From: Me



Dear: fan

From: Me



Dear: fan

From: Me



Dear: can

The -an  
Family



Place glue here


Tab A

From: Me



Dear: dog

From: Me




Dear: jog

From: Me



Dear: log

From: Me



Dear: fog

The -og Family



Place glue here  
Tab A

A

B

C

D

From: Me



Dear: cat

From: Me



Dear: mat

From: Me




Dear: bat

From: Me



Dear: hat

The -at Family



Place glue here  
Tab A

A

B

C

D